








Please read *Guidelines for Grading Theory Tests*.

	<b>Points</b>
<b>1. Naming Notes</b>	7
(C) F E B G A D C	
<b>2. Intervals</b>	7
(4th) 3rd 4th 2nd 5th 3rd 4th 2nd	
<b>3. Names of Keys</b>	5
(C) F B D E A	
<b>4. Half-steps and Whole-steps</b>	4
(Half), Whole, Whole, Half, Half	
<b>5. Five-Finger patterns</b>	4
(C Major) d minor g minor C Major G Major	
<b>6. Five-Finger pattern (adding accidental)</b>	1
	
<b>7. Triads</b>	5
(C Major) G Major g minor c minor F Major D Major	

	<b>Points</b>
<b>8. Key Signatures</b>	3
C Major G Major F Major	
<b>9. Scales</b>	2
F Major	
	
G Major	
	
<b>10. Rhythm - Counting</b>	4
a. $\frac{2}{4}$     c. $\frac{4}{4}$ 	
— 1 2 &                      ✓ 1 2 & 3 & 4 ✓ 1 & 2                      — 1 & 2 & 3 4	
b. $\frac{3}{4}$     d. $\frac{4}{4}$ 	
✓ 1 & 2 3                      — 1 2 3 4 — 1 2 & 3                      ✓ 1 2 3 4	
<b>11. Rhythm - Names</b>	4
a. half note                      c. quarter note	
b. whole rest                      d. eighth rest	
<b>12. Definitions</b>	7
a. slur: play <i>legato</i> b. tie: hold the second note c. symbols or terms that indicate loud or soft d. soft e. <i>staccato</i> : not connected, crisp f. repeat sign: play the music again g. grand staff	

Points

13. Grand Staff - Identifying Parts 5

- a. brace
- b. treble clef
- c. bar line
- d. measure
- e. bass clef

Musical Analysis 17

- 14. F Major
- 15. B
- 16. 3 beats
- 17. loud
- 18. soft
- 19. F Major
- 20. accent
- 21. 2 beats
- 22. 1 beat
- 23. gradually slower
- 24. hold longer
- 25. quarter rest
- 26. one time
- 27. a. 2nd
  - b. 3rd
  - c. 5th
  - d. 4th